

# COUNT AND CLIP CARDS

1. Print the pages on cardstock and laminate for durability.
2. Cut apart the count and clip cards.
3. Count the shamrocks on the leprechaun hats.
4. Use a clothespin, paper clip, or bingo chip to identify the correct number.

---

## TERMS OF USE

Email [tara@homeschoolpreschool.net](mailto:tara@homeschoolpreschool.net) with any questions or requests.

---

## YOU MAY


- use this printable in a single classroom or homeschool
- reproduce as many copies as you need for your single classroom or homeschool

## YOU MAY NOT


- give this file to a friend or colleague
  - copy this item for use by others
  - post this item on a website for download
  - post this item for sale or for free
- 

**CLIPART CREDIT:**







0	1	3
---	---	---




1	3	2
---	---	---




3	1	2
---	---	---




2	4	1
---	---	---




5	7	3
---	---	---




4	9	6
---	---	---



9	7	4
---	---	---




1	8	5
---	---	---



9

5

10



10

9

12