

SHAPE SORT

1. Print, laminate, and cut apart the sorting mats and cards.
2. Have children match the shaped candies to the candy box that is the same shape.

TERMS OF USE

Email tara@homeschoolpreschool.net with any questions or requests.

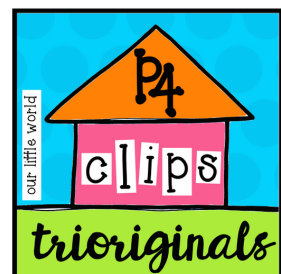
YOU MAY

- use this printable in a single classroom or homeschool
- reproduce as many copies as you need for your single classroom or homeschool


YOU MAY NOT

- give this file to a friend or colleague
 - copy this item for use by others
 - post this item on a website for download
 - post this item for sale or for free
-


CLIPART CREDIT:




triangle




star




square




rectangle



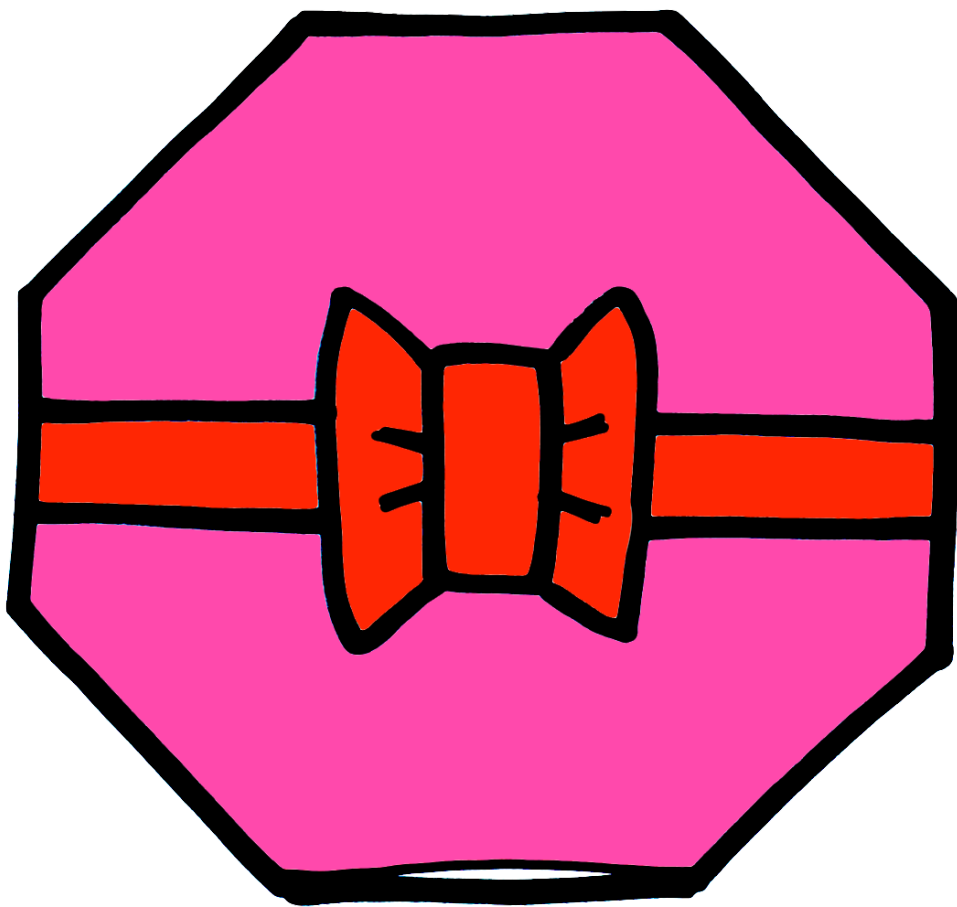
oval




pentagon




octagon




heart




diamond



hexagon



crescent



circle

