

LETTER TRACING CARDS

1. Print the pages on cardstock and laminate for durability.
2. Cut apart the alphabet cards.
3. Use a dry erase marker to trace the letters of the alphabet.

TERMS OF USE

Email tara@homeschoolpreschool.net with any questions or requests.

YOU MAY

- use this printable in a single classroom or homeschool
- reproduce as many copies as you need for your single classroom or homeschool


YOU MAY NOT

- give this file to a friend or colleague
 - copy this item for use by others
 - post this item on a website for download
 - post this item for sale or for free
-


CLIPART CREDIT:



Aa



Bb



Cc




Dd




Ee




Ff



Gg



Hh



Ii




Jj




Kk




Ll



Mm



Nn



Oo




Po




Qq




Rr



Ss



Tt



Uu




Vv




Ww



Xx



Y



Z

