

COUNT AND CLIP

1. Print the pages on cardstock and laminate for durability.
2. Cut apart the clip cards.
3. Count the objects in each set.
4. Use a clothespin or paper clip to identify the correct number.

TERMS OF USE

Email tara@homeschoolpreschool.net with any questions or requests.

YOU MAY





- use this printable in a single classroom or homeschool
- reproduce as many copies as you need for your single classroom or homeschool


YOU MAY NOT

- give this file to a friend or colleague
 - copy this item for use by others
 - post this item on a website for download
 - post this item for sale or for free
-


CLIPART CREDIT:









5	7	3
---	---	---




4	9	6
---	---	---



9	7	4
---	---	---




1	8	5
---	---	---



9

5


10




10

9


12




0	1	3
---	---	---




1	3	2
---	---	---



3	1	2
---	---	---




2	4	1
---	---	---



5

7


3



4

9


6



9

7


4



1

8


5



9

5

10



10

9

12